

Market Operator's Quarterly Performance Report

October - December 2023



1 Contents

Contents.....	2
Executive Summary.....	4
1 Joining and Terminating Parties and Units	5
1.1 Balancing Market	5
1.2 Termination of Participants.....	7
1.3 Suspension of Participants	7
2 Trading and Settlement Code Breaches	5
3 Balancing Market Settlements.....	9
3.1 Indicative and Initial Settlement Runs (includes daily BALIMB, MO and CRM).....	9
3.2 Settlement Documents	10
3.3 M+4, M+13 and Ad-hoc Resettlement.....	11
3.4 Credit Reports Publications.....	12
4 Financial Statistics	12
4.1 Cash Flow positions for Balancing Market, Capacity Market and Market Operator Charges.....	13
4.2 Financial Changes between Initial Settlement and Subsequent Reruns	14
5 Query Management.....	18
5.1 General Queries	18
5.2 Settlement Queries	19
5.3 Disputes.....	19
6 Imbalance Price.....	20
6.1 Imbalance Price.....	20
6.2 Exchange Rate.....	24
6.3 Imbalance Price Generation and Backup Price.....	25
7 Modifications	27
7.1 Balancing Market – Trading & Settlement Code Modification Management	27
7.2 Balancing Market - Modifications Process Development.....	28
8 SEMO KPI Quarterly Update – Storage Technology Facilitation.....	29
9 Central Systems.....	30
9.1 System Releases	30
9.2 System Availability	30

9.3	Known Issues Report.....	30
9.4	Limited Communication Failure (LCF), General Communication Failure (GCF) and General System Failure (GSF).....	30
10	Appendix A: Trading and Settlement Code Breaches.....	31
11	Appendix B: Historical Settlement Information.....	34
12	Appendix C: Settlement Publication Timings.....	36
13	Appendix D: List of Queries by Type	42

Executive Summary

On 1 October 2018 the revised Single Electricity Market (SEM) went live and is now the enduring operational electricity market in Ireland and Northern Ireland.

This Single Electricity Market Operator's (SEMO) performance report covers the months of October, November and December 2023 of operation and is published in accordance with section B.16.2 of the Trading and Settlement Code and the SEM Committee decision paper issued for the Legacy SEM market.

During this period:

- 3 new parties joined the market, 6 units de-registered and 28 new units registered in the market.
- 12 out of 12 Settlement Documents issued on time.
- There were 17 late publications of Indicative and 2 late publications of Initial Settlement runs as per the Trading and Settlement Code timelines.
- There were 16 payment defaults by 10 Participants.
- There were 13 Credit defaults by 2 Participant as per the Trading and Settlement code timelines.
- 495 general queries were received, and 496 general queries were resolved, with 24 in progress as of 31st of December 2023.

SEMO welcomes all comments on the contents of this report. Comments should be sent preferably in email format to info@sem-o.com. The intention is for SEMO and the Regulatory Authorities to consult on the framework for reporting based on comments and feedback received and to implement any revisions where necessary.

1 Joining and Terminating Parties and Units

1.1 Balancing Market

3 new parties went effective in the Market between 01 October 2023 to 31 December 2023:

Party Name	Party ID	Effective date
Elgin Trading and Optimisation Services Limited	PY_034160	18/10/2023
Green.ai ApS	PY_034164	06/12/2023
Tullabeg Solar Limited	PY_034171	13/12/2023

Table 1 – Parties who joined the market: October - December 2023

28 new units went effective in the Market between 01 October 2023 to 31 December 2023:

Party Name	Party ID	Participant ID	Unit ID	Effective date
ESB	PY_000030	PT_400030	GU_403620	11/10/2023
ESB	PY_000030	PT_400030	SU_400382	11/10/2023
ESB	PY_000030	PT_400030	GU_406510	29/11/2023
ESB	PY_000030	PT_400030	SU_400395	29/11/2023
ESB	PY_000030	PT_400030	GU_403680	06/12/2023
ESB	PY_000030	PT_400030	SU_400384	06/12/2023
ESB	PY_000030	PT_400030	GU_403570	06/12/2023
ESB	PY_000030	PT_400030	SU_400392	06/12/2023
ESB	PY_000030	PT_400030	GU_403610	13/12/2023
ESB	PY_000030	PT_400030	SU_400383	13/12/2023
ESB	PY_000030	PT_400030	GU_403600	13/12/2023
ESB	PY_000030	PT_400030	SU_400387	13/12/2023
Huntstown Power Company Limited	PY_000033	PT_400035	GU_405860	13/12/2023
Power NI Limited	PY_000035	PT_500028	AU_500141	08/11/2023

Power NI Limited	PY_000035	PT_500028	AU_500142	08/11/2023
Energia Customer Solutions Limited	PY_000043	PT_400043	GU_406530	22/11/2023
Energia Customer Solutions Limited	PY_000043	PT_400043	SU_400380	13/12/2023
Orsted Ireland Green Energy Limited	PY_000068	PT_400062	GU_404200	25/10/2023
Energy Trading Ireland Limited	PY_000113	PT_500067	DSU_501610	25/10/2023
Energy Trading Ireland Limited	PY_000113	PT_500067	SU_500093	25/10/2023
Energy Trading Ireland Limited	PY_000113	PT_500067	DSU_503490	25/10/2023
Energy Trading Ireland Limited	PY_000113	PT_500067	SU_500314	25/10/2023
Microsoft Ireland Energy Ltd	PY_000176	PT_400220	GU_405840	11/10/2023
Statkraft Markets GmbH	PY_034046	PT_402540	SU_400388	11/10/2023
Elgin Trading and Optimisation Services Limited	PY_034160	PT_402627	AU_400146	18/10/2023
Elgin Trading and Optimisation Services Limited	PY_034160	PT_402627	SU_400396	25/10/2023
Green.ai ApS	PY_034164	PT_502551	AU_500136	06/12/2023
Tullabeg Solar Farm Limited	PY_034171	PT_402630	GU_406470	13/12/2023

Table 2 – Registrations: October – December 2023

6 units de-registered from the Market between 01 October 2023 to 31 December 2023:

Party Name	Party ID	Participant ID	Unit ID	Effective date
ESB	PY_000030	PT_400030	GU_400180	29/11/2023
ESB	PY_000030	PT_400030	GU_400630	25/10/2023
ESB	PY_000030	PT_400030	SU_400139	29/11/2023
EP Kilroot Limited	PY_000070	PT_500045	GU_500822	04/10/2023
EP Kilroot Limited	PY_000070	PT_500045	GU_500823	04/10/2023
Statkraft Markets GmbH	PY_034046	PT_402540	GU_405120	11/10/2023

Table 3 – De-Registrations: October - December 2023

1.2 Termination of Participants

There were no terminating parties between 01 October 2023 to 31 December 2023.

1.3 Suspension of Participants

No suspension orders were issued by the Market Operator 01 October 2023 to 31 December 2023

2 Trading and Settlement Code Breaches

Breaches of the Trading and Settlement Code were noted in the following areas:

October 2023 Trading and Settlement Code Breaches			
Area		Major	Minor
Data Providers		-	6
Market Participants	Clearing	7	-
	Credit Risk Management	8	-
Market Operator	Balancing Market Settlement	-	12
	Clearing	-	-
	Credit Risk Management	-	-
	Other		
Total		15	18
November 2023 Trading and Settlement Code Breaches			
Data Providers		-	6
Market Participants	Clearing	4	-
	Credit Risk Management	3	-
Market Operator	Balancing Market Settlement	-	7
	Clearing	-	-
	Credit Risk Management		1
	Other		
Total		7	14
December 2023 Trading and Settlement Code Breaches			
Data Providers		-	-
Market Participants	Clearing	5	-
	Credit Risk Management	2	-
Market Operator	Balancing Market Settlement	-	-
	Clearing	-	-
	Credit Risk Management	0	1
	Other		
Total		7	1

Table 4 – Trading and Settlement Code Breaches: October – December 2023

Further details of each of the Trading and Settlement Code breaches noted above are set out in **Appendix A**.

Key:

- Major Breach - late publishing of settlement documents, default notices issued for non-payment or similar.
- Minor Breach - deadlines not met, but no financial implication to Participants. This includes late posting of settlement runs.

3 Balancing Market Settlements

3.1 Indicative and Initial Settlement Runs (includes daily BALIMB, MO and CRM)

For Historical information please see **Appendix B** – Historical Settlement Information.

The following series of tables and graphs represents the publications of Indicative and Initial Settlement runs. Every working day SEMO is obliged to issue Indicative and Initial settlement run statements.

Settlement Runs completed October 01/10/2023 – 31/10/2023		
	Indicative	Initial
On Time	21	29
Same Day Late	3	2
> 1 Day Late	7	0
Total runs	31	31
Settlement Runs completed November 01/11/2023 – 30/11/2023		
On Time	23	30
Same Day Late	2	0
> 1 Day Late	5	0
Total runs	30	30
Settlement Runs completed December 01/12/2023 – 31/12/2023		
On Time	31	31
Same Day Late	0	0
> 1 Day Late	0	0
Total runs	31	31

Table 5 - Settlement Runs Completed: October – December 2023

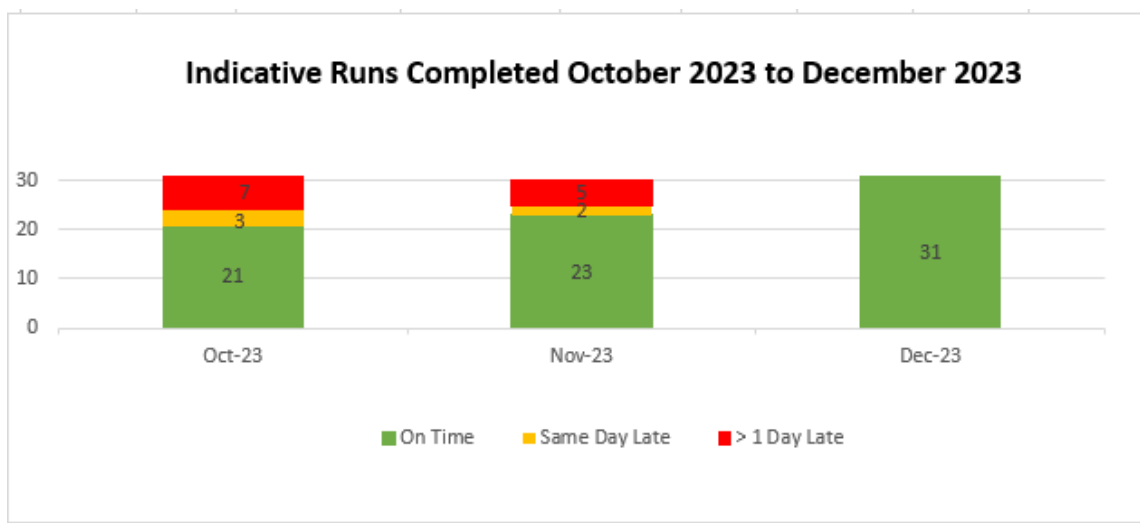


Figure 1 - Indicative Settlement Runs Completed

Further details on publication times can be found in **Appendix C**.

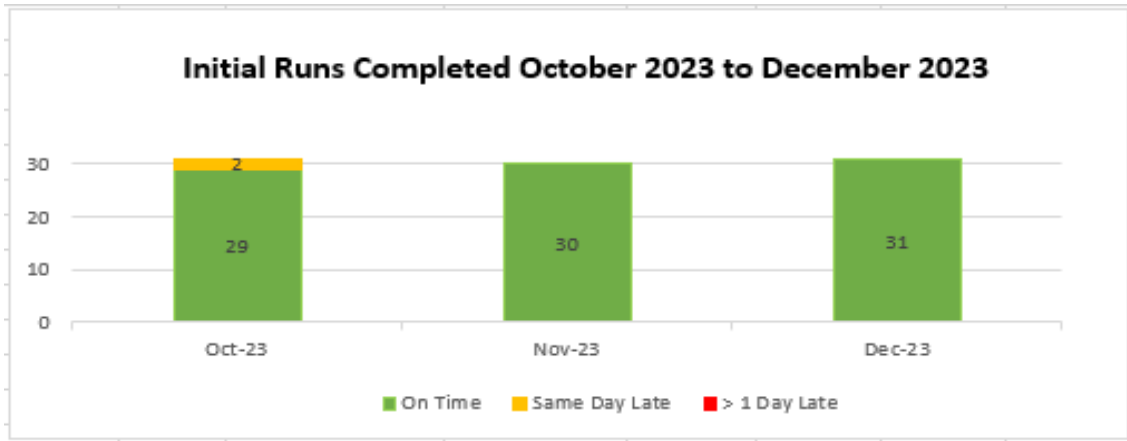


Figure 2 - Initial Settlement Runs Completed

Further details on publication times can be found in **Appendix C**.

3.2 Settlement Documents

The following table represents the publications of Initial Settlement Documents. SEMO is obliged to issue initial Settlement Documents 5 working days after the last day of the billing period.

Settlement Documents Completed			
	October 2023 No. of Weeks	November 2023 No. of Weeks	December 2023 No. of Weeks
On Time	4	4	4
Same Day Late	0	0	0
>1 Day Late	0	0	0
Total Runs	4	4	4

Table 6 - Settlement Documents completed: October - December 2023

3.3 M+4, M+13 and Ad-hoc Resettlement

The following tables represents the publications of Resettlement runs for the months of October, November, and December 2023.

Resettlement Runs for Operational Dates October 01/10/2023 – 31/10/2023			
Resettlement Run	Number Billing Periods Resettled	Resettlement Period Start Date	Resettlement Period End Date
M+4	4	04/06/2023	01/07/2023
M+13	4	04/09/2022	01/10/2022
Ad-Hoc	13	27/10/2019 06/02/2022 27/08/2023	23/11/2019 02/04/2022 02/09/2023
Resettlement Runs for Operational Dates November 01/11/2023 - 30/11/2023			
M+4	4	02/07/2023	29/07/2023
M+13	4	02/10/2022	29/10/2022
Ad-Hoc	8	24/11/2019 19/01/2020 12/04/2020 21/06/2020 03/04/2022 04/12/2022	14/12/2019 25/01/2020 18/04/2020 27/06/2020 09/04/2022 10/12/2022
Resettlement Runs for Operational Dates December 01/12/2023 - 31/12/2023			
M+4	4	30/07/2023	26/08/2023
M+13	4	30/10/2022	26/11/2022
Ad-Hoc	8	13/01/2019 10/03/2019 30/06/2019 17/09/2023	19/01/2019 16/03/2019 06/07/2019 14/10/2023

Table 7 – Resettlement Runs for Operational Periods: October – December 2023

3.1 Credit Reports Publications

October 2023: 53 Credit reports published on time, out of an expected 53 Credit reports.

November 2023: 58 Credit reports published on time, out of an expected 58 Credit reports.

December 2023: 43 Credit reports published on time, out of an expected 43 Credit reports.

Credit Report Summary			
	October 2023	November 2023	December 2023
Published	53	58	43
Delayed	-	1	1
Not Published	-	-	-

Table 8 – Credit Report Summary: October – December 2023

4 Financial Statistics

4.1 Cash Flow positions for Balancing Market, Capacity Market and Market Operator Charges

The Balancing Market reflects actions taken by the TSOs to keep the system balanced, for example, for differences between the market schedule and actual system demand. It determines the imbalance settlement price for settlement of these balancing actions. This includes any uninstructed deviations from a participant's notified ex-ante position.

- Positive values indicate Payments were greater than Charges
- Negative values indicate Charges were greater than Payments
- All figures are in Euro

All data displayed in this section displays Initial data from 01 October 2023 to 31 December 2023:

Balancing Market Cash Flow Position				
Component	October 2023	November 2023	December 2023	Total
CPREMIUM	16,382,009	15,945,248	21,399,257	53,726,514
CDISCOUNT	17,021,255	21,542,174	15,017,526	53,580,955
CFC	11,966,411	5,065,862	13,692,768	30,725,041
CSOCDIFFP	487,309	506,852	504,691	1,498,852
CIMB	-1,976,185	-362,168	2,724,465	386,112
CABBPO	7,930	21,825	36,220	65,976
CDIFFCWD	-9,889	-197,613	-8,204	-215,705
CCA	-91,439	-94,741	-94,572	-280,752
CAOPO	-153,612	-328,860	-8,356	-490,828
CUNIMB	-622,683	-748,474	-636,038	-2,007,195
CCURL	-639,910	-801,297	-1,660,602	-3,101,809
CREV	-2,415,676	-2,645,054	-2,735,342	-7,796,072
CIMP	-36,362,248	-37,683,621	-37,613,024	-111,658,893
Grand Total	3,593,273	220,134	10,618,789	14,432,196

Table 9 - Balancing Market Cash Flow Position: October – December 2023

The Capacity Market is designed to help ensure that the generation capacity in Ireland and Northern Ireland (including Storage, Demand Side Units and Interconnector capacity) is sufficient to meet demand and that the regulatory approved generation adequacy standard is satisfied.

Capacity Market Cash Flow Position				
Component	October	November	December	Total
CCP	29,303,722	29,500,053	30,457,921	89,261,696
CCC	-37,485,276	-38,988,611	-38,822,407	-115,296,295
Total	-8,181,554	-9,488,558	-8,364,486	-26,034,598

Table 10 - Capacity Market Cash Flow Position: October – December 2023

Market Operator charges are used to recover the costs of administering the market:

Market Operator Charges				
Component	October	November	December	Total
CMOAV	-2,410	-2,446	0	-4,855
CMOAU	-97,099	-97,062	0	-194,161
CVMO	-1,891,668	-1,960,126	-1,957,228	-5,809,022
Total	-1,991,177	-2,059,634	-1,957,228	-6,008,039

Table 11 - Market Operator Charges: October – December 2023

4.2 Financial Changes between Initial Settlement and Subsequent Reruns

Please see below tables outlining which weeks were processed via resettlement in this quarter.

M+4 BALIMB Resettlement processing		
Operational Month	Billing week start	Billing week end
Oct	04/06/2023	10/06/2023
Oct	11/06/2023	17/06/2023
Oct	18/06/2023	24/06/2023
Oct	25/06/2023	01/07/2023
Nov	02/07/2023	08/07/2023
Nov	09/07/2023	15/07/2023
Nov	16/07/2023	22/07/2023
Nov	23/07/2023	29/07/2023
Dec	30/07/2023	05/08/2023
Dec	06/08/2023	12/08/2023
Dec	13/08/2023	19/08/2023
Dec	20/08/2023	26/08/2023

Table 12 – M+4 settlement weeks processed: October – December 2023

M+13 BALIMB Resettlement processing		
Operational Month	Billing week start	Billing week end
Oct	04/09/2022	10/09/2022
Oct	11/09/2022	17/09/2022
Oct	18/09/2022	24/09/2022
Oct	25/09/2022	01/10/2022
Nov	02/10/2022	08/10/2022
Nov	09/10/2022	15/10/2022
Nov	16/10/2022	22/10/2022
Nov	23/10/2022	29/10/2022
Dec	30/10/2022	05/11/2022
Dec	06/11/2022	12/11/2022
Dec	13/11/2022	19/11/2022
Dec	20/11/2022	26/11/2022

Table 13 – M+13 settlement weeks processed: October – December 2023

Operational Month	Billing week start	Billing week end
Dec	13/01/2019	19/01/2019
Dec	10/03/2019	16/03/2019
Dec	30/06/2019	06/07/2019
Oct	27/10/2019	02/11/2019
Oct	03/11/2019	09/11/2019
Oct	10/11/2019	16/11/2019
Oct	17/11/2019	23/11/2019
Nov	24/11/2019	30/11/2019
Nov	01/12/2019	07/12/2019
Nov	08/12/2019	14/12/2019
Nov	19/01/2020	25/01/2020
Nov	12/04/2020	18/04/2020
Nov	21/06/2020	27/06/2020
Oct	06/02/2022	12/02/2022
Oct	13/02/2022	19/02/2022
Oct	20/02/2022	26/02/2022
Oct	27/02/2022	05/03/2022
Oct	06/03/2022	12/03/2022
Oct	13/03/2022	19/03/2022
Oct	20/03/2022	26/03/2022
Oct	27/03/2022	02/04/2022
Nov	03/04/2022	09/04/2022
Nov	04/12/2022	10/12/2022
Oct	27/08/2023	02/09/2023
Dec	17/09/2023	23/09/2023
Dec	24/09/2023	30/09/2023
Dec	01/10/2023	07/10/2023
Dec	08/10/2023	14/10/2023

Table 14 – Adhoc settlement weeks processed: October – December 2023

The tables below display the differences between the previous settlement run and the most recent resettlement run (either M+4, M+13 or Adhoc). The differences are then rolled up to the component charge level and combined for both M+4, M+13 and Adhoc.

Balancing Market Resettlement				
Component	October 2023	December 2023	November 2023	Grand Total
CIMB	7,136,842	2,857,132	2,047,420	12,041,395
CIMP	893,646	645,724	455,744	1,995,114
CFC	450,633	-122,671	573,220	901,182
CPREMIUM	160,154	307,250	81,465	548,869
CDISCOUNT	136,761	380,088	-2,417	514,432
CUNIMB	232,860	68,760	171,665	473,286
CAOPO	68,045	-1	-7,646	60,398
CDIFFCWD	1,051	2,129	-223	2,958
CCA	1,016	857	598	2,472
CEADSUIMB	0	0	0	0
CREIMDIFFP	0	0	0	0
CDIFFPID	0	0	0	0
CDIFFPDA	0	0	0	0
CSHORTDIFFP	0	0	0	0
CTEST	0	0	0	0
CDIFFCDA	0	0	0	0
CEADSUIDT	0	0	0	0
CEADSUDA	0	0	0	0
CDIFFPIMB	-1	0	0	-1
CSOCDIFFP	0	-11	0	-11
CDIFFCNP	-12	0	0	-12
CABBPO	-6,290	224	4,855	-1,211
CCURL	-6,746	2,945	-9,704	-13,505
CREV	-12,511	-25,897	-23,385	-61,793
Grand Total	9,055,451	4,116,530	3,291,593	16,463,574

Table 15 - Balancing Market Resettlement: October – December 2023

Capacity Market Resettlement				
Component	October	November	December	Grand Total
CCC	225,580	56,184	1,053,178	1,334,942
CCP	410,019	9,440	211,999	631,458
Grand Total	635,599	65,624	1,265,177	1,966,400

Table 16 - Capacity Market Resettlement: October – December 2023

Market Operator Charges Resettlement				
Component	October	November	December	Grand Total
CVMO	48,332	20,497	10,297	79,125
Grand Total	48,332	20,497	10,297	79,125

Table 17 - Market Operator Charges Resettlement: October – December 2023

Financial Statistics Disclaimer: the above information represents settlement data aggregated during the month in assessment, which may be different to the accounting data audited post settlement period. All values are in euro.

5 Query Management

5.1 General Queries

The statistics presented in Table 18 - General Queries cover the months of October, November, and December 2023.

General Queries	October 2023	November 2023	December 2023
Received	191	181	123
Open	38	29	24
Resolved	186	173	135
Average Resolution Time	3.3 working days	4.8 working days	5 working days

Table 18 – General Queries: October – December 2023

Definitions

- Open refers to queries raised but not resolved within each month
- Resolved refers to queries resolved within each month, and includes queries raised before this time.
- Resolution Time (Working Days) refers to the average time to resolve queries in working days for this category within each month.

5.2 Settlement Queries

Table 19 displays the Formal Settlement Queries raised between the months from October to December 2023.

Formal Queries	October 2023	November 2023	December 2023
Raised	13	14	15

Table 19 – Formal Settlement Queries: October – December 2023

- **Oct 2023:** 10 have been upheld and 3 were not upheld.
- **Nov 2023:** 9 have been upheld and 5 were not upheld.
- **Dec 2023:** 9 have been upheld, 1 was not upheld and 5 are under review.

Upheld Formal Queries	October 2023	November 2023	December 2023	Total
CIMB	3	2	4	9
CCP	5	3	0	8
CUNIMB	1	1	3	5
CFC	0	1	2	3
CPREMIUM	1	1	0	2
CDISCOUNT	0	1	0	1
Total	10	9	9	28

Table 20 – Upheld Settlement Queries by Topic: October – December 2023

Further Details on Settlement queries that have been upheld can be found in **Appendix D**.

A full list of all unresolved Settlement queries raised for the month can be found in **Appendix D**.

5.3 Disputes

- There were no Disputes raised between 01 October 2023 to 31 December 2023.

6 Imbalance Price

6.1 Imbalance Price

There are two types of Imbalance Price referred to in this section; the Imbalance Price which is the price associated with a 5 Minute Imbalance Pricing Period; and secondly, an Imbalance Settlement Price which is calculated as the average of six 5 Minute Imbalance Prices for a corresponding 30-minute Imbalance Settlement Period.

Figures 3, 4 and 5 show the Imbalance Settlement Prices for October, November, and December 2023. All system calculated Imbalance Settlement Prices are published on this graph; both the Market Back Up Price and the 30-minute average of the Imbalance Price.

- The average Imbalance Settlement Price for October was €107.07.

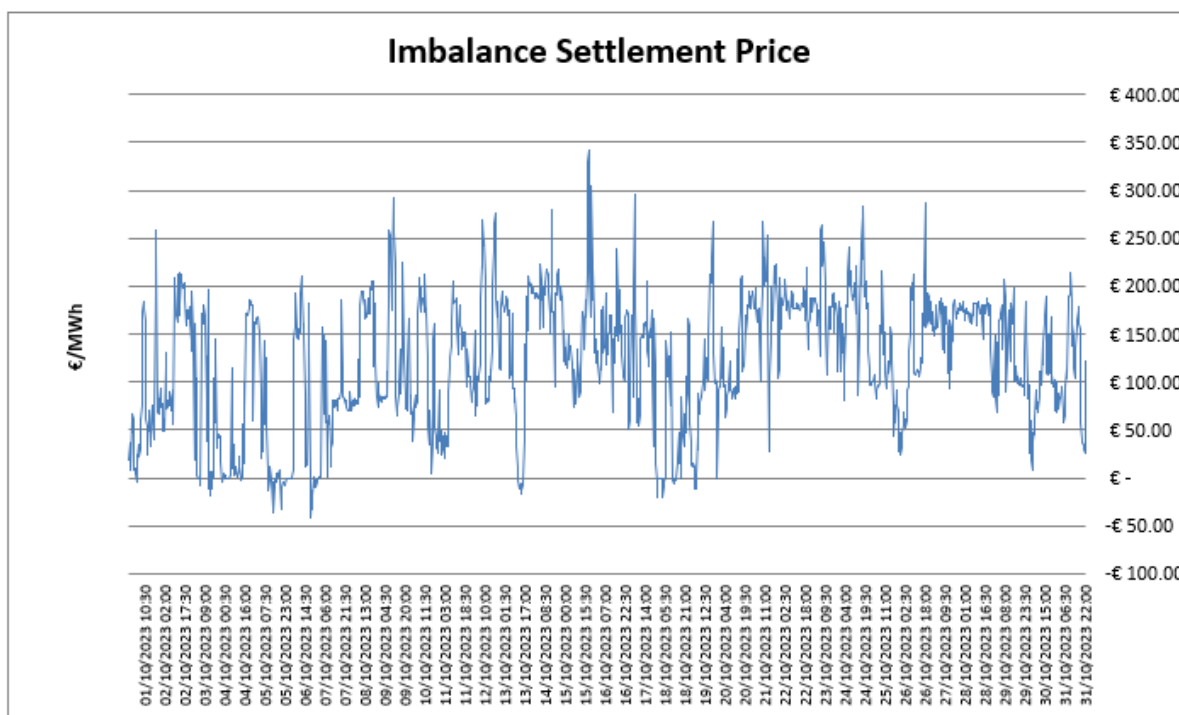


Figure 3 – Imbalance Settlement Price October 2023

- The average Imbalance Settlement Price for November was €116.94.

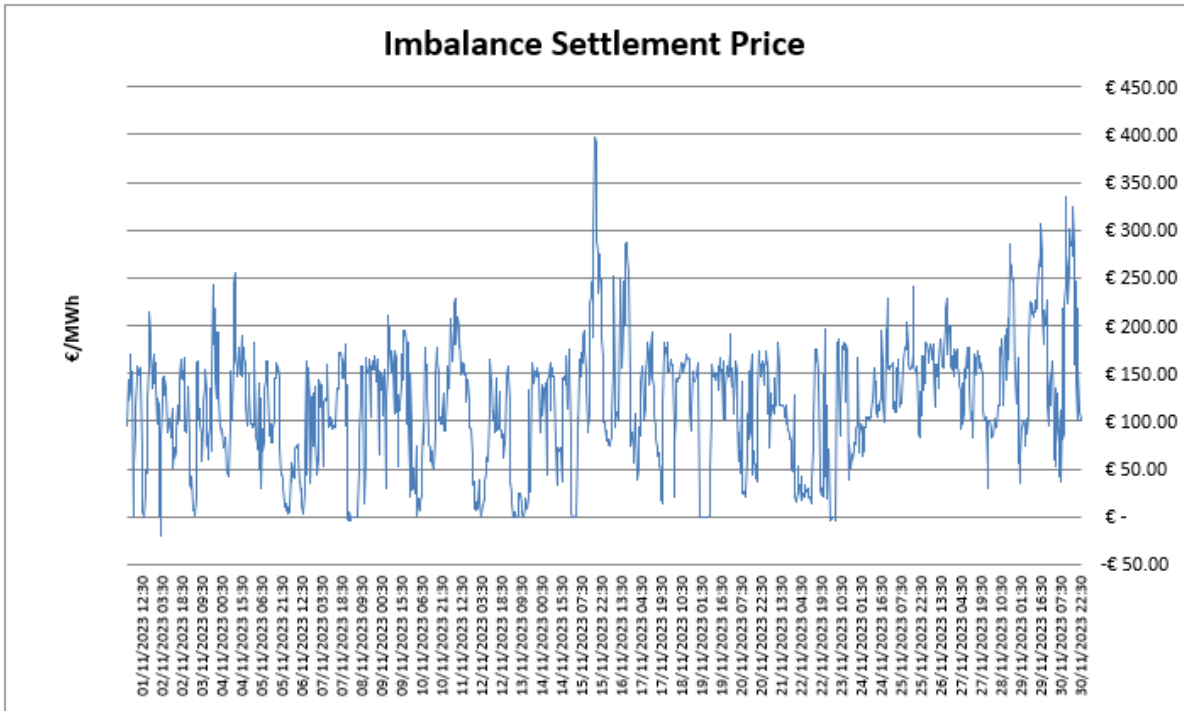


Figure 4 – Imbalance Settlement Price November 2023

- The average Imbalance Settlement Price for December was €83.77.

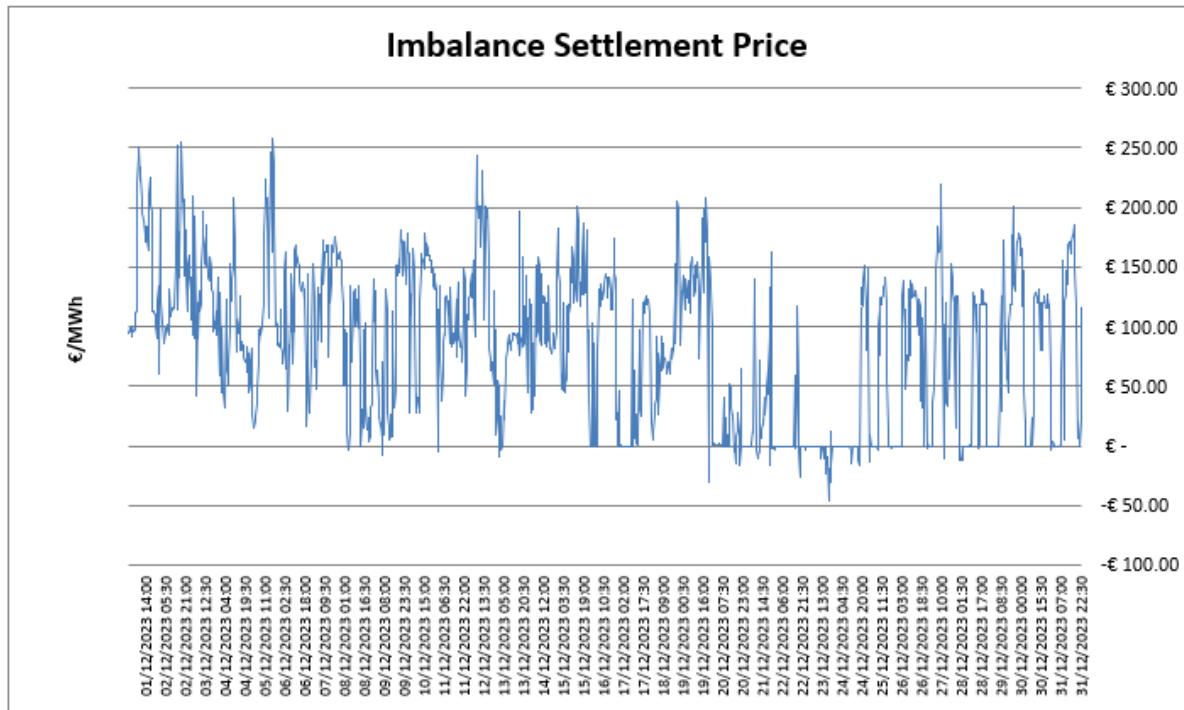


Figure 5 – Imbalance Settlement Price December 2023

Figures 6, 7 and 8 displays the Quantity Weighted Ex-Ante Price as a comparator to the Imbalance Settlement Price. The Quantity Weighted Ex-Ante Price is the value used by SEMO as the Market Back Up Price, should the Market Operator not be able to calculate an Imbalance Settlement Price; based on the average of the six 5 Minute Imbalance Prices for a given Imbalance Settlement Period.

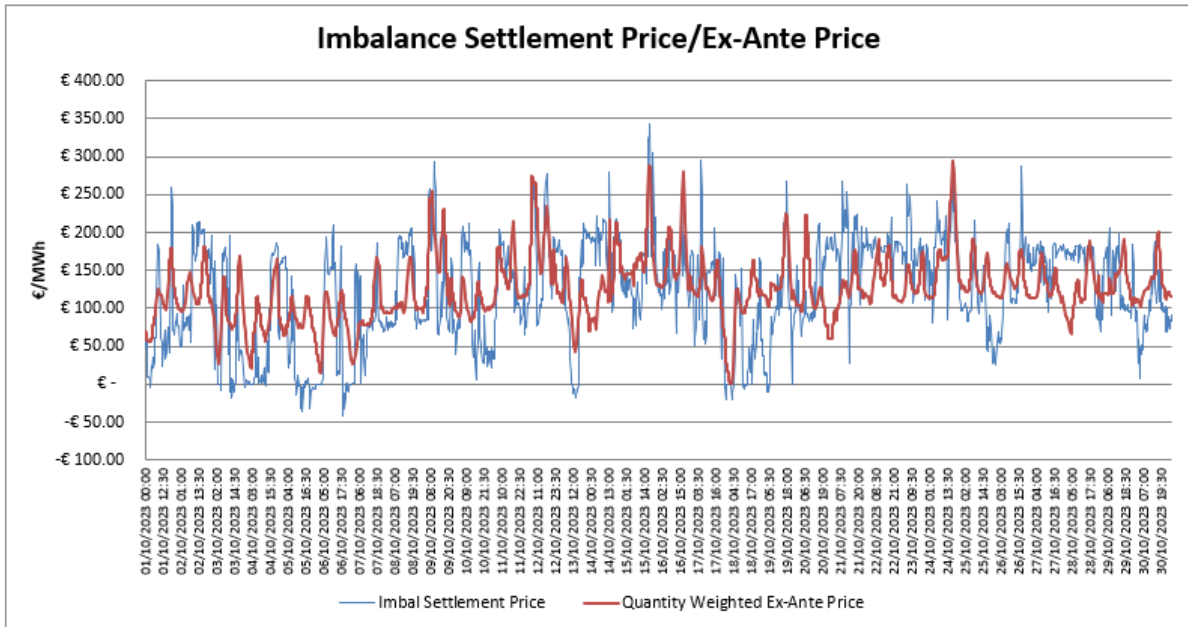


Figure 6 – Imbalance Settlement Price & Quantity Weighted Ex-Ante Price Comparison October 2023

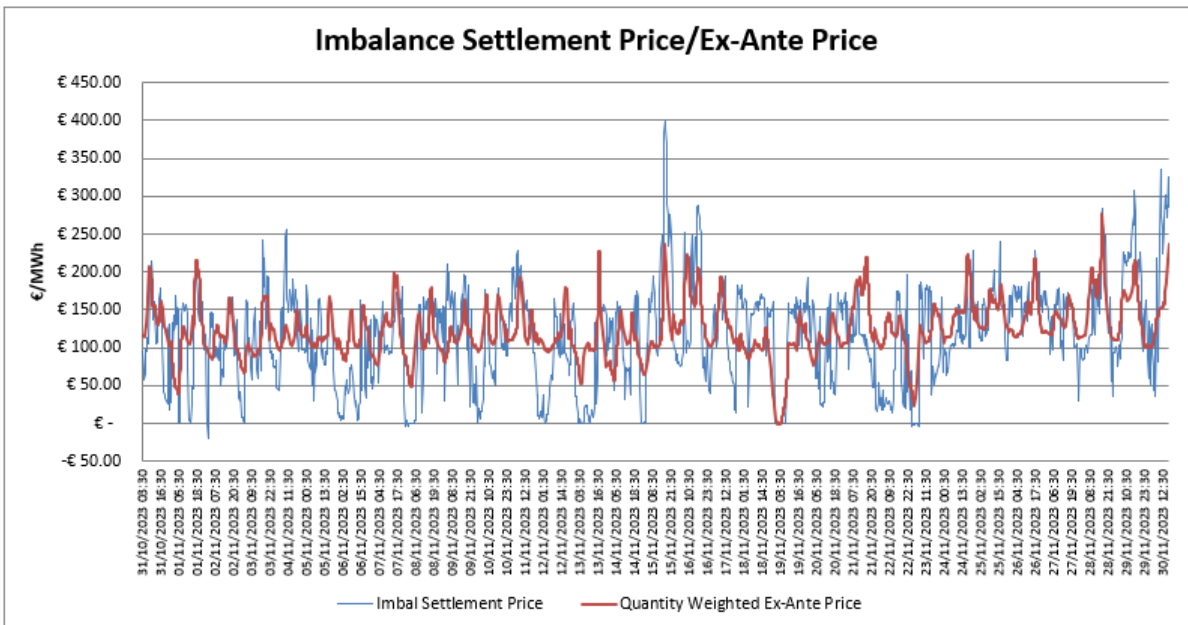


Figure 7 – Imbalance Settlement Price & Quantity Weighted Ex-Ante Price Comparison November 2023

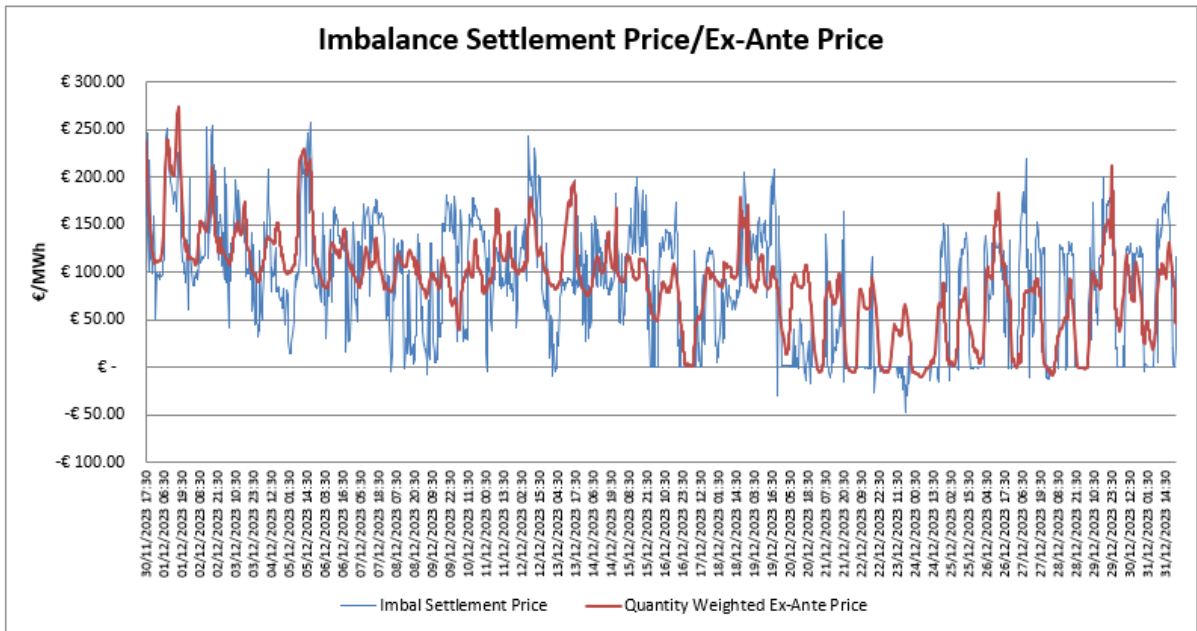


Figure 8 – Imbalance Settlement Price & Quantity Weighted Ex-Ante Price Comparison December 2023

Figure 9 below highlights the monthly Highest, Lowest and Average half-hour Imbalance Prices for the period October, November, and December 2023.

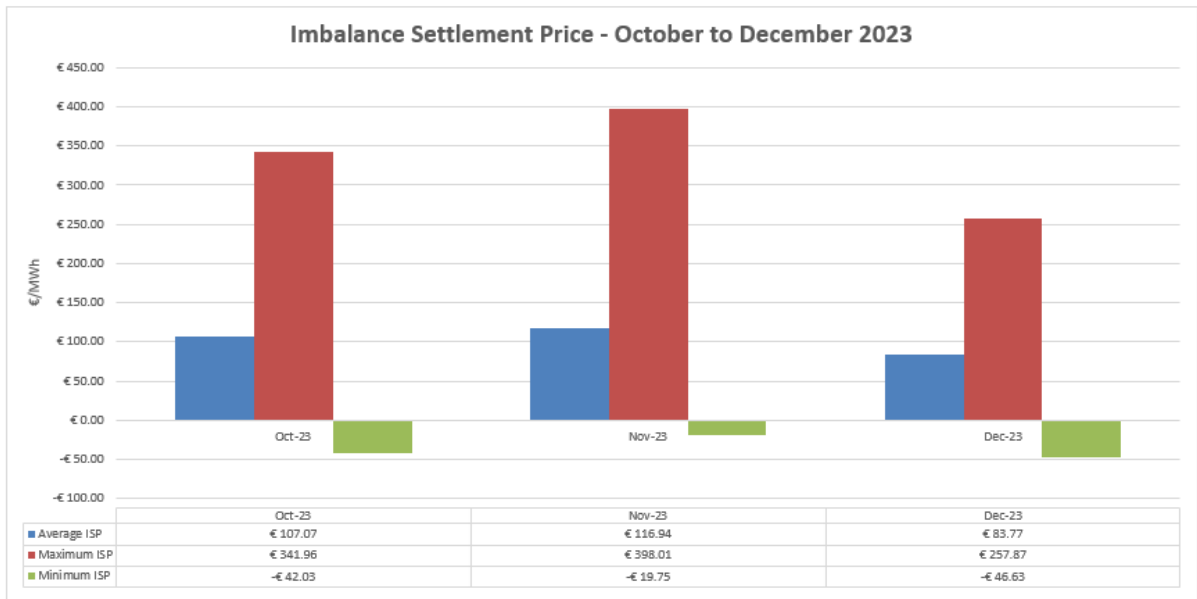


Figure 9 – Highest, Lowest and Average Imbalance Prices October – December 2023

6.2 Exchange Rate

The SEM is a dual currency market, Units based in Northern Ireland submit their Offer Data in GBP. All GBP Offer Data is converted to EUR as part of the Balancing Market price setting process. The GBP to EUR exchange rate is captured below in **Figures 10, 11 and 12**.

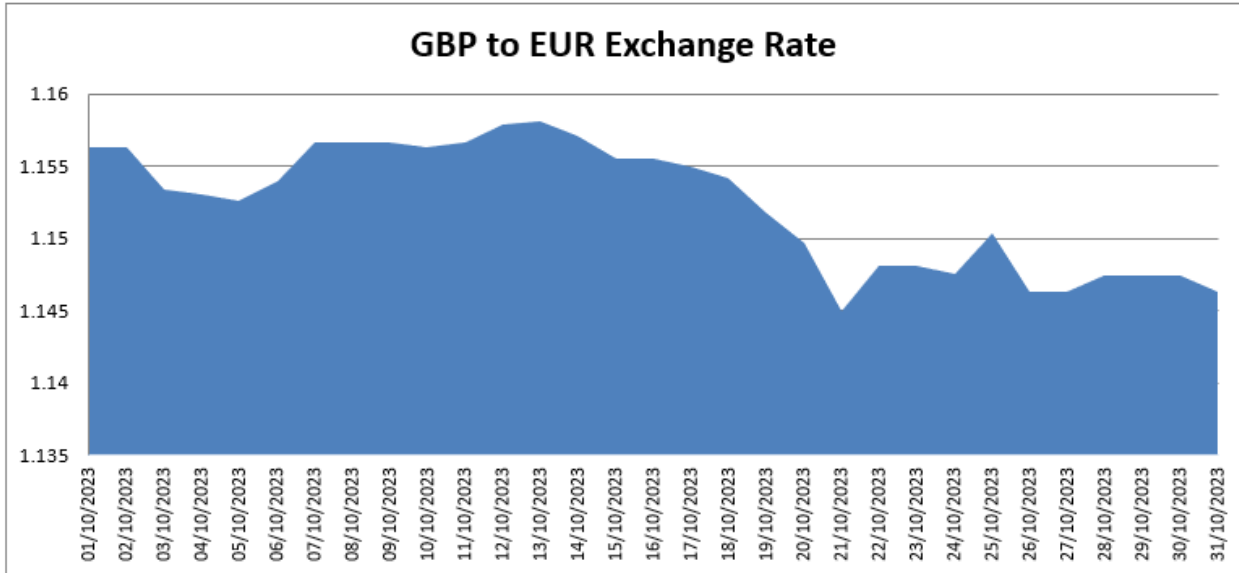


Figure 10 – GBP to EUR Exchange Rate October 2023

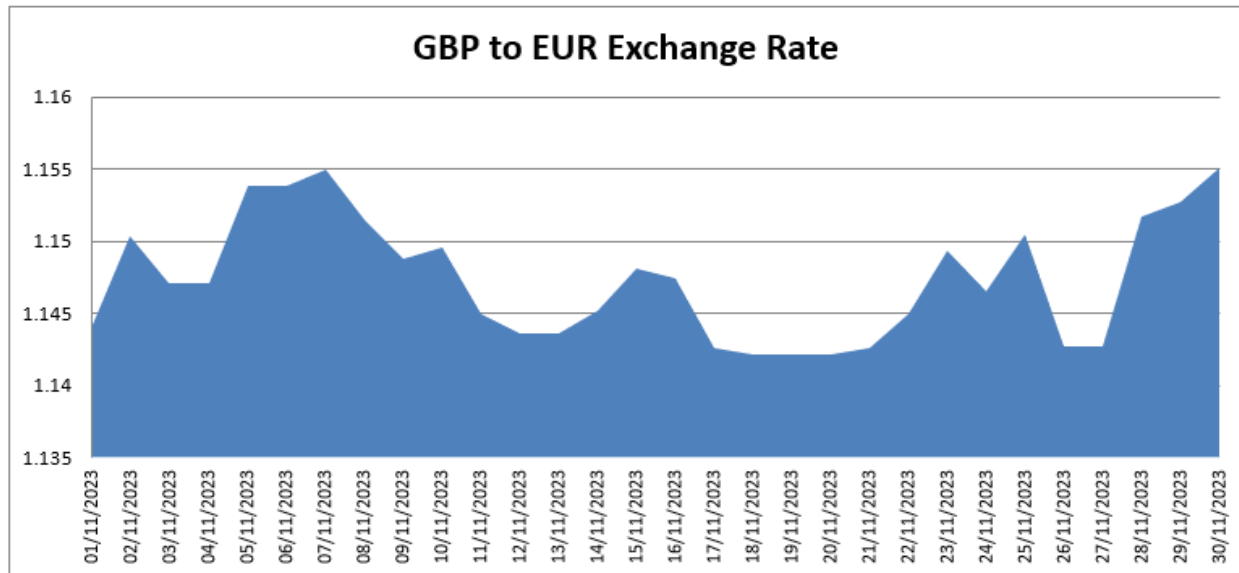


Figure 11 – GBP to EUR Exchange Rate November 2023

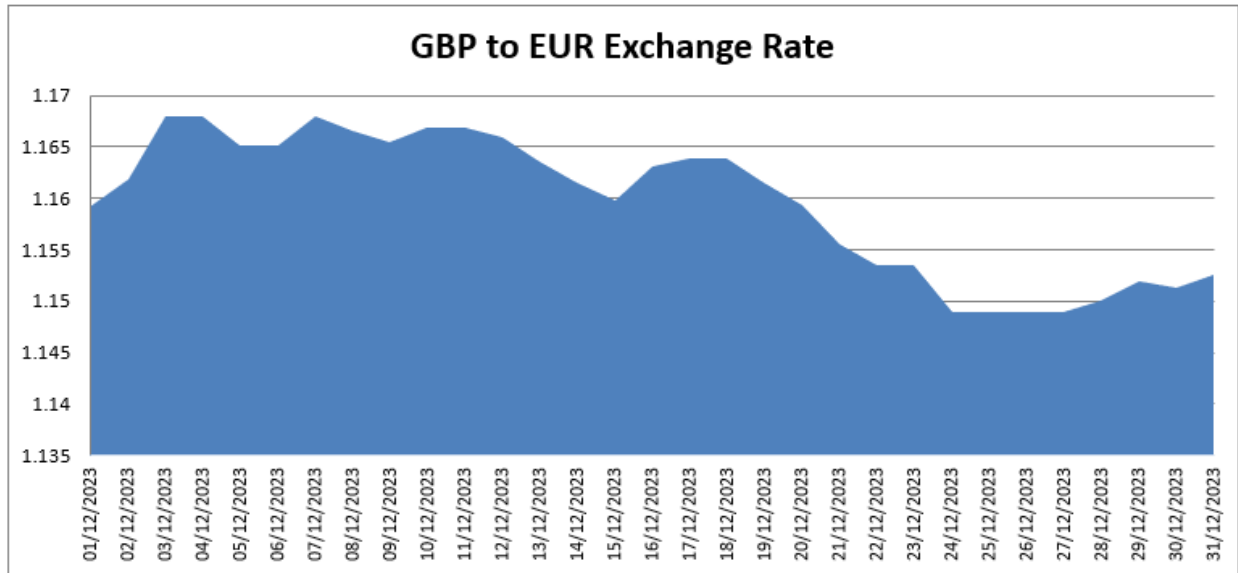


Figure 12 – GBP to EUR Exchange Rate December 2023

6.3 Imbalance Price Generation and Backup Price

The Imbalance Settlement Price is set as the average of the six 5-minute Imbalance Prices. If the Market Operator is unable to calculate any Imbalance Prices within a 30-minute Imbalance Settlement Period within the timeframes set out under the TSC; then the Market Back Up Price will be applied. The Imbalance Settlement Price will use the Market Back Up Price if no 5-minute Imbalance Prices have been published, for that period.

- **October 2023:** 1 Market Back Up Prices applied.
- **November 2023:** 17 Market Back Up Price applied.
- **December 2023:** 0 Market Back Up Price applied.

As a result of the approved Mod_03_19; the Market Back Up Price is separately applied to a 5-minute Imbalance Price, where that price has not been automatically published. In this instance, the Imbalance Settlement Price will use the average of the automated Imbalance Price; or the replacement Market Back Up Price.

- **October 2023:** there were 10 Backup Prices (5MIN) applied because of a scheduled system outage and 0 Backup Prices (5MIN) applied because of performance issues.
- **November 2023:** there were 112 Backup Prices (5MIN) applied because of a scheduled system outage and 34 Backup Prices (5MIN) applied because of performance issues.
- **December 2023:** there were 9 Backup Prices (5MIN) applied because of a scheduled system outage and 8 Backup Prices (5MIN) applied because of performance issues.

Price Definitions

Missed Prices

Prices (30 Min / 5 Min) that have failed to calculate, and no price has been generated; either through the standard methodology or via the Back Up Price

Back Up prices

In the context of this report, a Back Up Price refers to a 5-minute price where the Imbalance Price has not been published; the system reverts to the volume weighted average price across all Ex-ante and Intraday timeframes.

Market backup prices

If the Market Operator is unable to calculate any 5-minute Imbalance Prices within a 30 Imbalance Settlement Period; then the Market Back Up Price will be applied. The Imbalance Settlement Price will use the average of the automated Imbalance Price; or the replacement 5 minute Back Up Price.

Day Ahead backup prices

This is a final fallback price that is to be used in the event of a failure of the automated 30 Minute Market Back Up Price. Typically, this price is only used during planned System Releases; and uses the Day-ahead Auction price only.

7 Modifications

7.1 Balancing Market – Trading & Settlement Code Modification Management

The tables that follow give an overview of the activity that has taken place between 1st October to 31st December 2023. Table 21 shows the dates and number of Modifications Committee Meetings and Working Groups that took place over this period.

Meeting	Date	Location
Modifications Committee Meeting 119	19 th October 2023	MS Teams
Modifications Committee Meeting 120	5 th December 2023	MS Teams

Table 21 - Balancing Market: Trading & Settlement Code Modifications Committee Meetings

At the Modifications Committee Meeting, decisions are made with regard to progressing various Modification Proposals. Table 22 gives an outline of the amount of activity that has taken place over this period.

	October 2023	November 2023	December 2023
Modification Proposal Activity	Total	Total	Total
Raised	3	0	2
Alternative Versions raised	0	0	1
Withdrawn	0	0	0
Deferred	1	0	2
Extension Granted	0	0	0
Recommended for Approval	2	0	1
Recommended for Rejection	0	0	0
Further Work Required	0	0	0
RA Decision Approved	1	0	1
RA Decision Rejected	0	1	0

Table 22 - Modification Proposal Activity

7.2 Balancing Market - Modifications Process Development

Modification Proposals were considered at bimonthly Modifications Committee Meetings alternating between Belfast and Dublin or MS Teams where applicable (see Table 21).

Full details of all modifications progressed during the year are available in the [Balancing Market Modifications section](#) of the SEMO website.

RA Decision Approved

- Mod_17_22 System Action Repricing
- Mod_09_23 Correction to the calculation of SDPIMB

RA Decision Rejected

- Mod_01_23 Remuneration of Commissioning Unit

8 SEMO KPI Quarterly Update – Storage Technology Facilitation

The KPI as set out in the SEMO Price Control Decision, SEM-21-03, requires SEMO to successfully implement an enduring solution for storage technology facilitation which would enable full participation in the Balancing Market including:

- Registration difficulties resolved;
- Negative PNs can be accepted and processed;
- Overall level playing field for storage technology.

In order to ensure efficiencies are maximised across both the Market Operators and System Operators, the battery storage facilitation is incorporated as part of the Scheduling and Dispatch Programme (SDP). This work is currently being progressed under initiative #2 Electricity Storage Power Station (ESPS) of the SDP. There are six initiatives in scope for SDP and initiative 2 has been identified as the highest priority for delivery following industry feedback and considering TSOs & MO and consumer interests.

The latest updates are:

- Conducted multiple industry-wide workshops with Market Participants on the ESPS SEMC Modification and the details of the functional approach to facilitate the changes.
- The SEMC Modification for ESPS Integration was presented to and “recommended for approval” by the mods committee on the 5th December 2023 and will be sent for RA decision.
- System design of the ESPS changes is progressing with technology vendors as part of SDP Phase 2

The completion of the System Design will bring Phase 2 of the initiative to a close. Phase 3 “Execution” which is planned to follow on after phase 2 will include system implementation along with operational capability development and business procedures for operations delivered. The delivery timeline for phase 3 is dependent on securing phase 3 funding approval from the RA’s.

9 Central Systems

9.1 System Releases

There was one Market System Release during the months of October – December 2023.

- Release L.1 was successfully deployed to Production on the night of the 14th of November 2023.

9.2 System Availability

The table below gives the system availability values for the months of October, November and December of 2023:

	October 2023	November 2023	December 2023
System / Application	Availability %	Availability %	Availability %
Settlements (CSB)	100%	100%	100%
MI	100%	100%	100%
MA	100%	100%	100%
Reporting (reports publication in the MPI)	100%	100%	100%
Website (availability)	100%	100%	100%
Average System Availability	100%	100%	100%

Table 23 – System Availability: October – December 2023

9.3 Known Issues Report

For details regarding system errors please refer to the Known Issues Report published on the [SEMO website](#).

9.4 Limited Communication Failure (LCF), General Communication Failure (GCF) and General System Failure (GSF)

- There were no LCFs during the months of October – December 2023.
- There was no GCFs during the months of October – December 2023.
- There were no GSFs during the months of October – December 2023.

10 Appendix A: Trading and Settlement Code Breaches

Meter Data Provider Breaches

Ops Date Identified	Run Type	Issue	MDP Provider	Issue Type	Description T&SC Breach	T&SC Breach	Status
04/10/2023	D+1	Timing	SONI	File submission of ACTA data	Delay of 1 hr 38 mins	Minor	Closed
10/10/2023	D+1	Timing	SONI	File submission of Metering data	Delay of 1 hr 30 mins	Minor	Closed
16/10/2023	D+1	Timing	SONI	File submission of ACTA data	Delay of 1 hr	Minor	Closed
24/10/2023	D+1	Timing	MRSO	File submission of Metering data	Delay of 1 hr 45 mins	Minor	Closed
28/10/2023	D+4	Timing	MRSO	File submission of Metering data	Delay of 2 hrs	Minor	Closed
29/10/2023	D+4	Timing	MRSO	File submission of Metering data	Delay of 2 hrs	Minor	Closed
01/11/2023	D+1	Timing	MRSO	File submission of Metering data	Delay of 1 hr 30 mins	Minor	Closed
02/11/2023	D+1	Timing	MRSO	File submission of Metering data	Delay of 1 hr 45 mins	Minor	Closed
17/11/2023	D+1	Timing	SONI	File submission of ACTA data	Delay of 1 hr 30 mins	Minor	Closed
18/11/2023	D+1	Timing	SONI	File submission of ACTA data	Delay of 1 hr 10 mins	Minor	Closed
19/11/2023	D+1	Timing	SONI	File submission of ACTA data	Delay of 1 hr 10 mins	Minor	Closed
28/11/2023	D+1	Timing	SONI	File submission of ACTA data	Delay of 1 day	Minor	Closed

Table 24 - Meter Data Provider Breaches: October - December 2023

Market Participant Breaches

Oct-23						
PT name	Invoiced period	Market	Default issued due to	Default letter issued	T & SC Breach	Status
KRIA Energy ehf	WK_39	BMCRM	Timing	Yes	Major	Closed
Contour Global Solutions (Northern Ireland) Limited	WK_39	BMCRM	Timing	Yes	Major	Closed
KRIA Energy ehf	WK_40_2023	BMCRM	Timing	Yes	Major	Closed
Vis Algorithmics ApS	WK_40_2023	BMCRM	Timing	Yes	Major	Closed
Templederry Renewable Energy Supply Limited	WK_40_2023	BMCRM	Timing	Yes	Major	Closed
Bearna Gaoithe Power Supply Limited	WK_40_2023	BMCRM	Timing	Yes	Major	Closed
Gruig Wind Farm Limited	SEP_2023	MO	Timing	Yes	Major	Closed

Nov-23						
PT name	Invoiced period	Market	Default issued due to	Default letter issued	T & SC Breach	Status
KRIA Energy ehf	WK_43_2023	BMCRM	Timing	Yes	Major	Closed
KRIA Energy ehf	WK_44_2023	BMCRM	Timing	Yes	Major	Closed
Panda Power Limited	WK_44_2023	BMCRM	Timing	Yes	Major	Closed
AXPO UK LIMITED	WK_45_2023	BMCRM	Timing	Yes	Major	Closed

Dec-23						
PT name	Invoiced period	Market	Default issued due to	Default letter issued	T & SC Breach	Status
KRIA Energy ehf	WK_47	BMCRM	Timing	Yes	Major	Closed
Glow Power Limited	NOV_2023	MO	Timing	Yes	Major	Closed
Guig Wind Farm Limited	NOV_2023	MO	Timing	Yes	Major	Closed
KRIA Energy ehf	WK_50_2023	BMCRM	Timing	Yes	Major	Closed
ELECTROROUTE ENERGY TRADING LIMITED	WK_50_2023	BMCRM	Timing	Yes	Major	Closed

Table 25 - Clearing Default Notices (Major): October – December 2023

Ops Date identified	PT Name	Issue Type	Default Letter Sent	Cause	Resolution	Closed	T & SC Breach
02/10/2023	KRIA Energy Ehf	Credit	Yes	CCIN was not resolved within the T&S Code timeframes	Invoice paid I	Yes	Major
03/10/2023	KRIA Energy Ehf	Credit	Yes	CCIN was not resolved within the T&S Code timeframes	Cash collateral top up I16k	Yes	Major
04/10/2023	KRIA Energy Ehf	Credit	Yes	CCIN was not resolved within the T&S Code timeframes	Cash collateral top up I16k	Yes	Major
05/10/2023	KRIA Energy Ehf	Credit	Yes	CCIN was not resolved within the T&S Code timeframes	Cash collateral top up I16k	Yes	Major
06/10/2023	KRIA Energy Ehf	Credit	Yes	CCIN was not resolved within the T&S Code timeframes	Cash collateral top up I16k	Yes	Major
12/10/2023	KRIA Energy Ehf	Credit	Yes	CCIN was not resolved within the T&S Code timeframes	Cash Collateral Top up	Yes	Major
19/10/2023	KRIA Energy Ehf	Credit	Yes	CCIN was not resolved within the T&S Code timeframes	Cash Collateral Top up	Yes	Major
27/10/2023	KRIA Energy Ehf	Credit	Yes	CCIN was not resolved within the T&S Code timeframes	Cash Collateral Top up	Yes	Major

Ops Date identified	PT Name	Issue Type	Default Letter Sent	Cause	Resolution	Closed	T & SC Breach
01/11/2023	KRIA Energy Ehf	Credit	Yes	CCIN was not resolved within the T&S Code timeframes	Cash Collateral Top up	Yes	Major
01/11/2023	Dan Twomey Waterpower Engineering L	Credit	Yes	CCIN was not resolved within the T&S Code timeframes	Invoice paid I301,048.22	Yes	Major
06/11/2023	KRIA Energy Ehf	Credit	Yes	CCIN was not resolved within the T&S Code timeframes	Cash collateral top up I16k	Yes	Major

Ops Date identified	PT Name	Issue Type	Default Letter Sent	Cause	Resolution	Closed	T & SC Breach
11/12/2023	KRIA Energy Ehf	Credit	Yes	CCIN was not resolved within the T&S Code timeframes	Cash collateral top up	Yes	Major
21/12/2023	KRIA Energy Ehf	Credit	Yes	CCIN was not resolved within the T&S Code timeframes	Cash collateral top up	Yes	Major

Table 26 – Credit Risk Management Default Notices (Major): October – December 2023

Market Operator Breaches

Month	Settlement Date	Periods Affected	Run Type	Quality or Timing	Party	Issue Type	Description	Cause	Resolution	T&SC Breach	Status
Oct	1st	1	Indicative	Timing	SEMO	Processing Timeline	Additional analysis required	Additional financial analysis required	Analysis completed and Indicative completed late on target date	Minor	Closed
Oct	4th	1	Indicative	Timing	SEMO	Late Settlement Data	Late Actual Availabilities (ACTA) files	NI ACTA files received late	ACTA data received and Indicative completed late after target date	Minor	Closed
Oct	10th	1	Indicative	Timing	SEMO	Late Settlement Data	Late Meter Data Provider (MDP) data	SONI MDP data received late	MDP data received and Indicatives completed late after target date	Minor	Closed
Oct	11th	1	Indicative	Timing	SEMO	Processing Issue	Issue with Instruction Profilers (IPs)	IP had to be re-run	IP issue resolved and Indicatives completed late after target date	Minor	Closed
Oct	12th	1	Indicative	Timing	SEMO	Processing Timeline	System issue	Internal system calculation error	System issue resolved and Indicative completed late on target date	Minor	Closed
Oct	16th	1	Indicative	Timing	SEMO	Late Settlement Data	Late Actual Availabilities (ACTA) files	NI ACTA files received late	ACTA data received and Indicative completed late on target date	Minor	Closed
Oct	24th	1	Indicative	Timing	SEMO	Late Settlement Data	Late Meter Data Provider (MDP) data	MRSO MDP data received late	MDP data received and Indicative completed late after target date	Minor	Closed
Oct	28th	1	Indicative	Timing	SEMO	Processing Issue	Issue with Instruction Profilers (IPs)	IP had to be re-run	IP issue resolved and Indicative completed late after target date	Minor	Closed
Oct	29th-30th	2	Indicative	Timing	SEMO	Processing Timeline	Processing backlog	Backlog from previously delayed runs	Backlog worked through and Indicatives completed late after target date	Minor	Closed
Nov	1st	1	Indicative	Timing	SEMO	Late Settlement Data	Late Meter Data Provider (MDP) data	MRSO MDP data received late	MDP data received and Indicative completed late on target date	Minor	Closed
Nov	2nd	1	Indicative	Timing	SEMO	Late Settlement Data	Late Meter Data Provider (MDP) data	MRSO MDP data received late	MDP data received and Indicative completed late on target date	Minor	Closed
Nov	9th	1	Indicative	Timing	SEMO	Processing Issue	Issue with Instruction Profilers (IPs)	IP had to be re-run	IP issue resolved and Indicative completed late after target date	Minor	Closed
Nov	17th - 19th	3	Indicative	Timing	SEMO	Late Settlement Data	Late Actual Availabilities (ACTA) files	NI ACTA files received late	ACTA data received and Indicatives completed late after target date	Minor	Closed
Nov	28th	1	Indicative	Timing	SEMO	Late Settlement Data	Late Actual Availabilities (ACTA) files	NI ACTA files received late	ACTA data received and Indicatives completed late after target date	Minor	Closed

Table 27 - Delays to Indicative Settlement: October - December 2023

Month	Settlement Date	Periods Affected	Run Type	Quality or Timing	Party	Issue Type	Description	Cause	Resolution	T&SC Breach	Status
Oct	28th-29th	2	Initial	Timing	SEMO	Late Settlement Data	Late Meter Data Provider (MDP) data	MRSO MDP data received late	MDP data received and Initials completed late on target date	Minor	Closed

Table 28 - Delays to Initial Settlement: October - December 2023

Ops Date Identified	PT Name	Time	Reason	Reason
09/11/2023	All	3.30pm	Delayed due to late receipt of data	IMD3 Results received late
22/12/2023	All	9am	Delayed due to late receipt of data	IMD2 Results received late

Table 29 – Credit Risk Management (Minor): October - December 2023

11 Appendix B: Historical Settlement Information

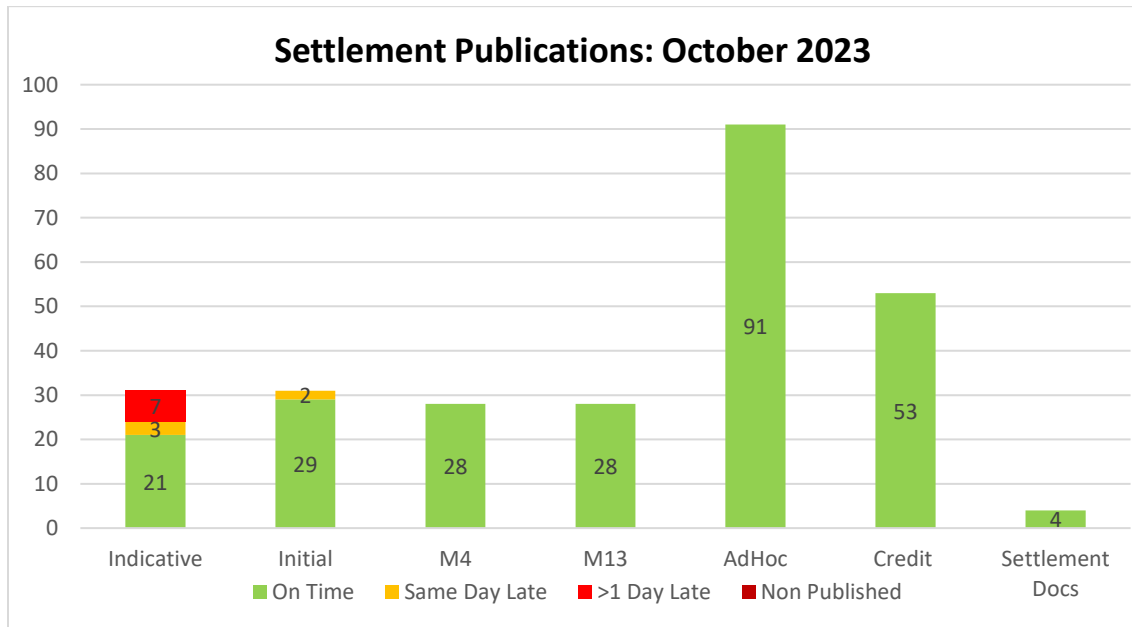


Figure 13 - Settlement Information October 2023

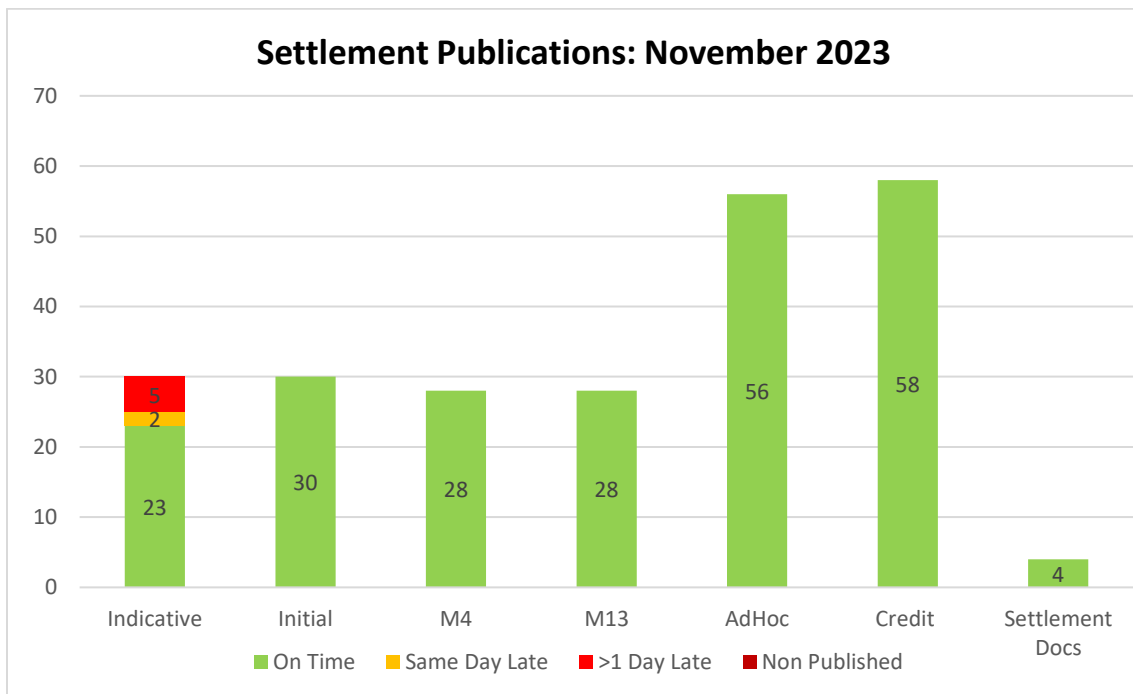


Figure 14 - Settlement Information November 2023

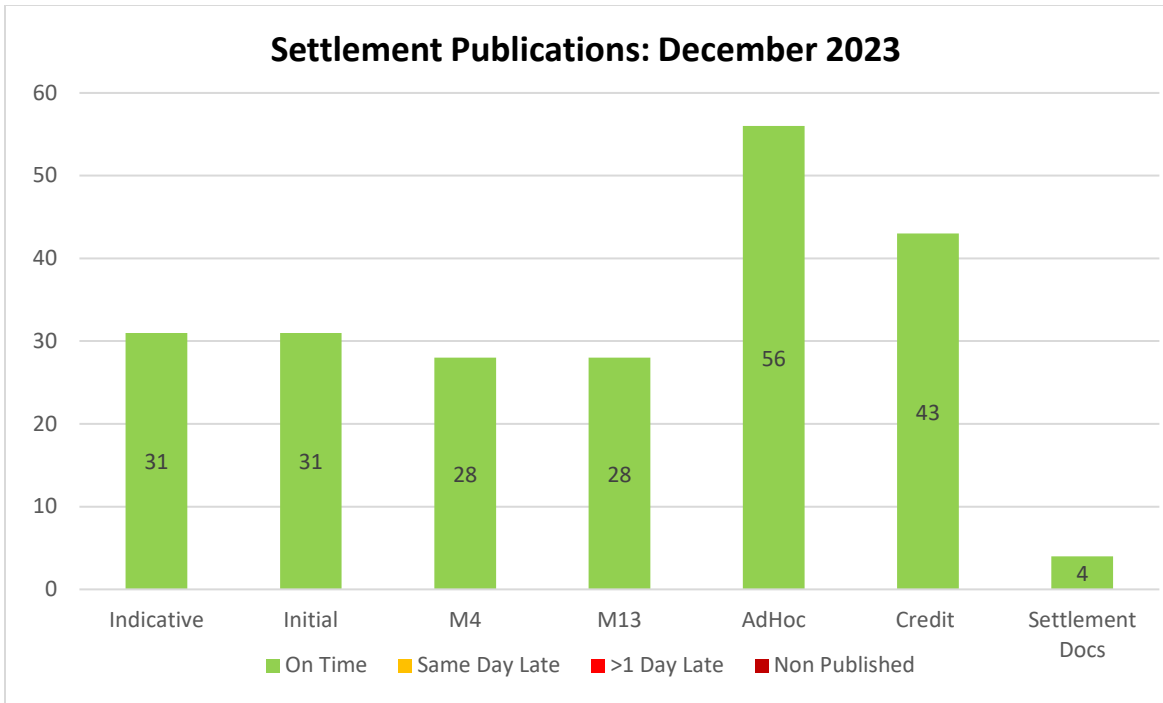


Figure 15 - Settlement Information December 2023

12 Appendix C: Settlement Publication Timings

Indicative Settlement

Operational Date	Market	Run	Period End Date	Target Date & Time	Publish Date & Time
02/10/2023	BALIMB	Indicative	01/10/2023	02/10/2023 17:00	02/10/2023 17:38
03/10/2023	BALIMB	Indicative	02/10/2023	03/10/2023 17:00	03/10/2023 16:41
04/10/2023	BALIMB	Indicative	03/10/2023	04/10/2023 17:00	04/10/2023 16:43
05/10/2023	BALIMB	Indicative	04/10/2023	05/10/2023 17:00	06/10/2023 10:41
06/10/2023	BALIMB	Indicative	05/10/2023	06/10/2023 17:00	06/10/2023 16:25
09/10/2023	BALIMB	Indicative	06/10/2023	09/10/2023 17:00	09/10/2023 14:37
09/10/2023	BALIMB	Indicative	07/10/2023	09/10/2023 17:00	09/10/2023 14:50
09/10/2023	BALIMB	Indicative	08/10/2023	09/10/2023 17:00	09/10/2023 16:02
10/10/2023	BALIMB	Indicative	09/10/2023	10/10/2023 17:00	10/10/2023 16:27
11/10/2023	BALIMB	Indicative	10/10/2023	11/10/2023 17:00	12/10/2023 10:05
12/10/2023	BALIMB	Indicative	11/10/2023	12/10/2023 17:00	13/10/2023 16:53
13/10/2023	BALIMB	Indicative	12/10/2023	13/10/2023 17:00	13/10/2023 17:29
16/10/2023	BALIMB	Indicative	13/10/2023	16/10/2023 17:00	16/10/2023 14:51
16/10/2023	BALIMB	Indicative	14/10/2023	16/10/2023 17:00	16/10/2023 15:36
16/10/2023	BALIMB	Indicative	15/10/2023	16/10/2023 17:00	16/10/2023 16:32
17/10/2023	BALIMB	Indicative	16/10/2023	17/10/2023 17:00	17/10/2023 17:01
18/10/2023	BALIMB	Indicative	17/10/2023	18/10/2023 17:00	18/10/2023 16:22
19/10/2023	BALIMB	Indicative	18/10/2023	19/10/2023 17:00	19/10/2023 16:26
20/10/2023	BALIMB	Indicative	19/10/2023	20/10/2023 17:00	20/10/2023 16:27
23/10/2023	BALIMB	Indicative	20/10/2023	23/10/2023 17:00	23/10/2023 14:39
23/10/2023	BALIMB	Indicative	21/10/2023	23/10/2023 17:00	23/10/2023 15:22
23/10/2023	BALIMB	Indicative	22/10/2023	23/10/2023 17:00	23/10/2023 16:38
24/10/2023	BALIMB	Indicative	23/10/2023	24/10/2023 17:00	24/10/2023 15:44
25/10/2023	BALIMB	Indicative	24/10/2023	25/10/2023 17:00	26/10/2023 09:48
26/10/2023	BALIMB	Indicative	25/10/2023	26/10/2023 17:00	26/10/2023 15:49
27/10/2023	BALIMB	Indicative	26/10/2023	27/10/2023 17:00	27/10/2023 16:10
31/10/2023	BALIMB	Indicative	27/10/2023	31/10/2023 17:00	31/10/2023 08:24
31/10/2023	BALIMB	Indicative	28/10/2023	31/10/2023 17:00	01/11/2023 10:23
31/10/2023	BALIMB	Indicative	29/10/2023	31/10/2023 17:00	01/11/2023 10:31
31/10/2023	BALIMB	Indicative	30/10/2023	31/10/2023 17:00	01/11/2023 10:36
01/11/2023	BALIMB	Indicative	31/10/2023	01/11/2023 17:00	01/11/2023 16:09

Table 30 – Indicative Settlement Publication times October 2023

Operational Date	Market	Run	Period End Date	Target Date & Time	Publish Date & Time
02/11/2023	BALIMB	Indicative	01/11/2023	02/11/2023 17:00	02/11/2023 17:34
03/11/2023	BALIMB	Indicative	02/11/2023	03/11/2023 17:00	03/11/2023 17:37
06/11/2023	BALIMB	Indicative	03/11/2023	06/11/2023 17:00	06/11/2023 15:30
06/11/2023	BALIMB	Indicative	04/11/2023	06/11/2023 17:00	06/11/2023 15:51
06/11/2023	BALIMB	Indicative	05/11/2023	06/11/2023 17:00	06/11/2023 16:20
07/11/2023	BALIMB	Indicative	06/11/2023	07/11/2023 17:00	07/11/2023 16:19
08/11/2023	BALIMB	Indicative	07/11/2023	08/11/2023 17:00	08/11/2023 16:59
09/11/2023	BALIMB	Indicative	08/11/2023	09/11/2023 17:00	09/11/2023 16:29
10/11/2023	BALIMB	Indicative	09/11/2023	10/11/2023 17:00	13/11/2023 11:00
13/11/2023	BALIMB	Indicative	10/11/2023	13/11/2023 17:00	13/11/2023 14:14
13/11/2023	BALIMB	Indicative	11/11/2023	13/11/2023 17:00	13/11/2023 14:16
13/11/2023	BALIMB	Indicative	12/11/2023	13/11/2023 17:00	13/11/2023 16:05
14/11/2023	BALIMB	Indicative	13/11/2023	14/11/2023 17:00	14/11/2023 16:23
15/11/2023	BALIMB	Indicative	14/11/2023	15/11/2023 17:00	15/11/2023 16:05
16/11/2023	BALIMB	Indicative	15/11/2023	16/11/2023 17:00	16/11/2023 16:30
17/11/2023	BALIMB	Indicative	16/11/2023	17/11/2023 17:00	17/11/2023 16:05
20/11/2023	BALIMB	Indicative	17/11/2023	20/11/2023 17:00	21/11/2023 12:07
20/11/2023	BALIMB	Indicative	18/11/2023	20/11/2023 17:00	21/11/2023 12:26
20/11/2023	BALIMB	Indicative	19/11/2023	20/11/2023 17:00	21/11/2023 12:44
21/11/2023	BALIMB	Indicative	20/11/2023	21/11/2023 17:00	21/11/2023 16:44
22/11/2023	BALIMB	Indicative	21/11/2023	22/11/2023 17:00	22/11/2023 16:07
23/11/2023	BALIMB	Indicative	22/11/2023	23/11/2023 17:00	23/11/2023 16:07
24/11/2023	BALIMB	Indicative	23/11/2023	24/11/2023 17:00	24/11/2023 16:19
27/11/2023	BALIMB	Indicative	24/11/2023	27/11/2023 17:00	27/11/2023 16:05
27/11/2023	BALIMB	Indicative	25/11/2023	27/11/2023 17:00	27/11/2023 16:31
27/11/2023	BALIMB	Indicative	26/11/2023	27/11/2023 17:00	27/11/2023 16:36
28/11/2023	BALIMB	Indicative	27/11/2023	28/11/2023 17:00	28/11/2023 16:05
29/11/2023	BALIMB	Indicative	28/11/2023	29/11/2023 17:00	30/11/2023 12:03
30/11/2023	BALIMB	Indicative	29/11/2023	30/11/2023 17:00	30/11/2023 16:09
01/12/2023	BALIMB	Indicative	30/11/2023	01/12/2023 17:00	01/12/2023 16:12

Table 31 – Indicative Settlement Publication times November 2023

Operational Date	Market	Run	Period End Date	Target Date & Time	Publish Date & Time
04/12/2023	BALIMB	Indicative	01/12/2023	04/12/2023 17:00	04/12/2023 14:15
04/12/2023	BALIMB	Indicative	02/12/2023	04/12/2023 17:00	04/12/2023 14:22
04/12/2023	BALIMB	Indicative	03/12/2023	04/12/2023 17:00	04/12/2023 16:08
05/12/2023	BALIMB	Indicative	04/12/2023	05/12/2023 17:00	05/12/2023 16:03
06/12/2023	BALIMB	Indicative	05/12/2023	06/12/2023 17:00	06/12/2023 16:46
07/12/2023	BALIMB	Indicative	06/12/2023	07/12/2023 17:00	07/12/2023 16:03
08/12/2023	BALIMB	Indicative	07/12/2023	08/12/2023 17:00	08/12/2023 16:02
11/12/2023	BALIMB	Indicative	08/12/2023	11/12/2023 17:00	11/12/2023 14:29
11/12/2023	BALIMB	Indicative	09/12/2023	11/12/2023 17:00	11/12/2023 14:31
11/12/2023	BALIMB	Indicative	10/12/2023	11/12/2023 17:00	11/12/2023 16:10
12/12/2023	BALIMB	Indicative	11/12/2023	12/12/2023 17:00	12/12/2023 16:04
13/12/2023	BALIMB	Indicative	12/12/2023	13/12/2023 17:00	13/12/2023 16:07
14/12/2023	BALIMB	Indicative	13/12/2023	14/12/2023 17:00	14/12/2023 16:20
15/12/2023	BALIMB	Indicative	14/12/2023	15/12/2023 17:00	15/12/2023 15:33
18/12/2023	BALIMB	Indicative	15/12/2023	18/12/2023 17:00	18/12/2023 14:06
18/12/2023	BALIMB	Indicative	16/12/2023	18/12/2023 17:00	18/12/2023 14:08
18/12/2023	BALIMB	Indicative	17/12/2023	18/12/2023 17:00	18/12/2023 16:21
19/12/2023	BALIMB	Indicative	18/12/2023	19/12/2023 17:00	19/12/2023 16:18
20/12/2023	BALIMB	Indicative	19/12/2023	20/12/2023 17:00	20/12/2023 16:00
21/12/2023	BALIMB	Indicative	20/12/2023	21/12/2023 17:00	21/12/2023 16:04
22/12/2023	BALIMB	Indicative	21/12/2023	22/12/2023 17:00	22/12/2023 16:09
28/12/2023	BALIMB	Indicative	22/12/2023	28/12/2023 17:00	28/12/2023 08:52
28/12/2023	BALIMB	Indicative	23/12/2023	28/12/2023 17:00	28/12/2023 08:54
28/12/2023	BALIMB	Indicative	24/12/2023	28/12/2023 17:00	28/12/2023 08:58
28/12/2023	BALIMB	Indicative	25/12/2023	28/12/2023 17:00	28/12/2023 09:08
28/12/2023	BALIMB	Indicative	26/12/2023	28/12/2023 17:00	28/12/2023 09:16
28/12/2023	BALIMB	Indicative	27/12/2023	28/12/2023 17:00	28/12/2023 16:17
29/12/2023	BALIMB	Indicative	28/12/2023	29/12/2023 17:00	29/12/2023 16:01
02/01/2024	BALIMB	Indicative	29/12/2023	02/01/2024 17:00	02/01/2024 14:27
02/01/2024	BALIMB	Indicative	30/12/2023	02/01/2024 17:00	02/01/2024 14:27
02/01/2024	BALIMB	Indicative	31/12/2023	02/01/2024 17:00	02/01/2024 14:28

Table 32 – Indicative Settlement Publication times December 2023

Initial Settlement

Operational Date	Market	Run	Period End Date	Target Date & Time	Publish Date & Time
06/10/2023	BALIMB	Initial	01/10/2023	06/10/2023 12:00	06/10/2023 11:40
09/10/2023	BALIMB	Initial	02/10/2023	09/10/2023 12:00	09/10/2023 11:45
10/10/2023	BALIMB	Initial	03/10/2023	10/10/2023 12:00	10/10/2023 11:10
11/10/2023	BALIMB	Initial	04/10/2023	11/10/2023 12:00	11/10/2023 11:37
12/10/2023	BALIMB	Initial	05/10/2023	12/10/2023 12:00	12/10/2023 11:13
13/10/2023	BALIMB	Initial	06/10/2023	13/10/2023 12:00	12/10/2023 14:58
13/10/2023	BALIMB	Initial	07/10/2023	13/10/2023 12:00	12/10/2023 15:54
13/10/2023	BALIMB	Initial	08/10/2023	13/10/2023 12:00	13/10/2023 11:11
16/10/2023	BALIMB	Initial	09/10/2023	16/10/2023 12:00	16/10/2023 11:23
17/10/2023	BALIMB	Initial	10/10/2023	17/10/2023 12:00	17/10/2023 11:02
18/10/2023	BALIMB	Initial	11/10/2023	18/10/2023 12:00	18/10/2023 11:12
19/10/2023	BALIMB	Initial	12/10/2023	19/10/2023 12:00	19/10/2023 11:04
20/10/2023	BALIMB	Initial	13/10/2023	20/10/2023 12:00	19/10/2023 16:22
20/10/2023	BALIMB	Initial	14/10/2023	20/10/2023 12:00	19/10/2023 16:39
20/10/2023	BALIMB	Initial	15/10/2023	20/10/2023 12:00	20/10/2023 11:08
23/10/2023	BALIMB	Initial	16/10/2023	23/10/2023 12:00	23/10/2023 11:08
24/10/2023	BALIMB	Initial	17/10/2023	24/10/2023 12:00	24/10/2023 11:01
25/10/2023	BALIMB	Initial	18/10/2023	25/10/2023 12:00	25/10/2023 11:13
26/10/2023	BALIMB	Initial	19/10/2023	26/10/2023 12:00	26/10/2023 11:07
27/10/2023	BALIMB	Initial	20/10/2023	27/10/2023 12:00	26/10/2023 15:15
27/10/2023	BALIMB	Initial	21/10/2023	27/10/2023 12:00	26/10/2023 16:26
27/10/2023	BALIMB	Initial	22/10/2023	27/10/2023 12:00	27/10/2023 11:11
31/10/2023	BALIMB	Initial	23/10/2023	31/10/2023 12:00	31/10/2023 09:52
31/10/2023	BALIMB	Initial	24/10/2023	31/10/2023 12:00	31/10/2023 11:00
01/11/2023	BALIMB	Initial	25/10/2023	01/11/2023 12:00	01/11/2023 11:02
02/11/2023	BALIMB	Initial	26/10/2023	02/11/2023 12:00	02/11/2023 11:14
03/11/2023	BALIMB	Initial	27/10/2023	03/11/2023 12:00	03/11/2023 10:19
03/11/2023	BALIMB	Initial	28/10/2023	03/11/2023 12:00	03/11/2023 14:33
03/11/2023	BALIMB	Initial	29/10/2023	03/11/2023 12:00	03/11/2023 15:47
06/11/2023	BALIMB	Initial	30/10/2023	06/11/2023 12:00	06/11/2023 11:41
07/11/2023	BALIMB	Initial	31/10/2023	07/11/2023 12:00	07/11/2023 11:02

Table 33 – Initial Settlement Publication times October 2023

Operational Date	Market	Run	Period End Date	Target Date & Time	Publish Date & Time
08/11/2023	BALIMB	Initial	01/11/2023	08/11/2023 12:00	08/11/2023 11:19
09/11/2023	BALIMB	Initial	02/11/2023	09/11/2023 12:00	09/11/2023 11:00
10/11/2023	BALIMB	Initial	03/11/2023	10/11/2023 12:00	09/11/2023 14:56
10/11/2023	BALIMB	Initial	04/11/2023	10/11/2023 12:00	09/11/2023 16:03
10/11/2023	BALIMB	Initial	05/11/2023	10/11/2023 12:00	10/11/2023 11:00
13/11/2023	BALIMB	Initial	06/11/2023	13/11/2023 12:00	13/11/2023 11:17
14/11/2023	BALIMB	Initial	07/11/2023	14/11/2023 12:00	14/11/2023 11:23
15/11/2023	BALIMB	Initial	08/11/2023	15/11/2023 12:00	15/11/2023 11:16
16/11/2023	BALIMB	Initial	09/11/2023	16/11/2023 12:00	16/11/2023 11:09
17/11/2023	BALIMB	Initial	10/11/2023	17/11/2023 12:00	16/11/2023 14:59
17/11/2023	BALIMB	Initial	11/11/2023	17/11/2023 12:00	16/11/2023 15:14
17/11/2023	BALIMB	Initial	12/11/2023	17/11/2023 12:00	17/11/2023 11:09
20/11/2023	BALIMB	Initial	13/11/2023	20/11/2023 12:00	20/11/2023 11:01
21/11/2023	BALIMB	Initial	14/11/2023	21/11/2023 12:00	21/11/2023 11:13
22/11/2023	BALIMB	Initial	15/11/2023	22/11/2023 12:00	22/11/2023 11:05
23/11/2023	BALIMB	Initial	16/11/2023	23/11/2023 12:00	23/11/2023 11:23
24/11/2023	BALIMB	Initial	17/11/2023	24/11/2023 12:00	23/11/2023 15:04
24/11/2023	BALIMB	Initial	18/11/2023	24/11/2023 12:00	23/11/2023 16:36
24/11/2023	BALIMB	Initial	19/11/2023	24/11/2023 12:00	24/11/2023 11:04
27/11/2023	BALIMB	Initial	20/11/2023	27/11/2023 12:00	27/11/2023 11:01
28/11/2023	BALIMB	Initial	21/11/2023	28/11/2023 12:00	28/11/2023 11:14
29/11/2023	BALIMB	Initial	22/11/2023	29/11/2023 12:00	29/11/2023 11:01
30/11/2023	BALIMB	Initial	23/11/2023	30/11/2023 12:00	30/11/2023 10:44
01/12/2023	BALIMB	Initial	24/11/2023	01/12/2023 12:00	30/11/2023 14:39
01/12/2023	BALIMB	Initial	25/11/2023	01/12/2023 12:00	30/11/2023 15:58
01/12/2023	BALIMB	Initial	26/11/2023	01/12/2023 12:00	01/12/2023 10:49
04/12/2023	BALIMB	Initial	27/11/2023	04/12/2023 12:00	04/12/2023 11:37
05/12/2023	BALIMB	Initial	28/11/2023	05/12/2023 12:00	05/12/2023 11:12
06/12/2023	BALIMB	Initial	29/11/2023	06/12/2023 12:00	06/12/2023 11:01
07/12/2023	BALIMB	Initial	30/11/2023	07/12/2023 12:00	07/12/2023 11:06

Table 34 – Initial Settlement Publication times November 2023

Operational Date	Market	Run	Period End Date	Target Date & Time	Publish Date & Time
08/12/2023	BALIMB	Initial	01/12/2023	08/12/2023 12:00	07/12/2023 14:26
08/12/2023	BALIMB	Initial	02/12/2023	08/12/2023 12:00	07/12/2023 15:32
08/12/2023	BALIMB	Initial	03/12/2023	08/12/2023 12:00	08/12/2023 11:11
11/12/2023	BALIMB	Initial	04/12/2023	11/12/2023 12:00	11/12/2023 11:11
12/12/2023	BALIMB	Initial	05/12/2023	12/12/2023 12:00	12/12/2023 11:29
13/12/2023	BALIMB	Initial	06/12/2023	13/12/2023 12:00	13/12/2023 11:06
14/12/2023	BALIMB	Initial	07/12/2023	14/12/2023 12:00	14/12/2023 11:10
15/12/2023	BALIMB	Initial	08/12/2023	15/12/2023 12:00	14/12/2023 16:09
15/12/2023	BALIMB	Initial	09/12/2023	15/12/2023 12:00	14/12/2023 16:16
15/12/2023	BALIMB	Initial	10/12/2023	15/12/2023 12:00	15/12/2023 11:31
18/12/2023	BALIMB	Initial	11/12/2023	18/12/2023 12:00	18/12/2023 11:14
19/12/2023	BALIMB	Initial	12/12/2023	19/12/2023 12:00	19/12/2023 11:08
20/12/2023	BALIMB	Initial	13/12/2023	20/12/2023 12:00	20/12/2023 11:00
21/12/2023	BALIMB	Initial	14/12/2023	21/12/2023 12:00	21/12/2023 10:55
22/12/2023	BALIMB	Initial	15/12/2023	22/12/2024 12:00	21/12/2023 15:18
22/12/2023	BALIMB	Initial	16/12/2023	22/12/2024 12:00	21/12/2023 15:35
22/12/2023	BALIMB	Initial	17/12/2023	22/12/2024 12:00	22/12/2023 11:12
28/12/2023	BALIMB	Initial	18/12/2023	28/12/2024 12:00	28/12/2023 08:43
28/12/2023	BALIMB	Initial	19/12/2023	28/12/2024 12:00	28/12/2023 08:46
28/12/2023	BALIMB	Initial	20/12/2023	28/12/2024 12:00	28/12/2023 11:00
28/12/2023	BALIMB	Initial	21/12/2023	28/12/2024 12:00	28/12/2023 11:01
29/12/2023	BALIMB	Initial	22/12/2023	29/12/2024 12:00	28/12/2023 15:14
29/12/2023	BALIMB	Initial	23/12/2023	29/12/2024 12:00	28/12/2023 15:35
29/12/2023	BALIMB	Initial	24/12/2023	29/12/2024 12:00	29/12/2023 11:05
02/01/2024	BALIMB	Initial	25/12/2023	02/01/2024 12:00	02/01/2024 11:21
02/01/2024	BALIMB	Initial	26/12/2023	02/01/2024 12:00	02/01/2024 11:27
03/01/2024	BALIMB	Initial	27/12/2023	03/01/2024 12:00	03/01/2024 11:20
04/01/2024	BALIMB	Initial	28/12/2023	04/01/2024 12:00	04/01/2024 11:06
05/01/2024	BALIMB	Initial	29/12/2023	05/01/2024 12:00	04/01/2024 15:37
05/01/2024	BALIMB	Initial	30/12/2023	05/01/2024 12:00	04/01/2024 15:38
05/01/2024	BALIMB	Initial	31/12/2023	05/01/2024 12:00	05/01/2024 11:20

Table 35 – Initial Settlement Publication times December 2023

13 Appendix D: List of Queries by Type

Date Sent	Due Date	Query Ref No.	Charge Component
03/10/2023	31/10/2023	#17402	CCP
03/10/2023	14/11/2023	#17403	CPREMIUM
03/10/2023	31/10/2023	#17406	CIMB
03/10/2023	31/10/2023	#17,407	CCP
03/10/2023	31/10/2023	#17408	CCP
06/10/2023	03/11/2023	#17426	CIMB
17/10/2023	14/11/2023	#17502	CUNIMB
20/10/2023	17/11/2023	#17548	CCP
26/10/2023	23/11/2023	#17594	CIMB
27/10/2023	24/11/2023	#17606	CCP
02/11/2023	29/11/2023	#17656	CDISCOUNT
02/11/2023	29/11/2023	#17672	CCP
03/11/2023	30/11/2023	#17,689	CFC
07/11/2023	04/12/2023	#17717	CCP
07/11/2023	18/12/2023	#17726	CIMB
08/11/2023	05/12/2023	#17742	CPREMIUM
16/11/2023	13/12/2023	#17797	CCP
21/11/2023	18/12/2023	#17832	CUNIMB
27/11/2023	22/12/2023	#17875	CIMB
01/12/2023	02/01/2024	#17917	CIMB
06/12/2023	05/01/2024	#17950	CFC
06/12/2023	05/01/2024	#17951	CFC
08/12/2023	09/01/2024	#17973	CIMB
14/12/2023	15/01/2024	#18008	CIMB
15/12/2023	16/01/2024	#18022	CIMB
18/12/2023	17/01/2024	#18038	CUNIMB
18/12/2023	17/01/2024	#18039	CUNIMB
18/12/2023	17/01/2024	#18040	CUNIMB

Table 36 - Upheld Queries: October – December 2023

Date Sent	Due Date	Query Ref No.	Charge Component
11/10/2023	08/11/2023	#17471	CABBPO
17/10/2023	14/11/2023	#17503	CUNIMB
20/10/2023	17/11/2023	#17546	CIMB
02/11/2023	29/11/2023	#17663	CUNIMB
02/11/2023	29/11/2023	#17667	CUNIMB
07/11/2023	04/12/2023	#17731	CFC
13/11/2023	08/12/2023	#17,773	CCP
27/11/2023	22/12/2023	#17876	CUNIMB
01/12/2023	02/01/2024	#17919	CIMB

Table 37 – Not Upheld Queries: October – December 2023

Date Sent	Due Date	Query Ref No.	Charge Component
13/12/2023	26/01/2024	#17999	CIMB
14/12/2023	15/01/2024	#18014	CFC
18/12/2023	17/01/2024	#18037	CIMB
19/12/2023	18/01/2024	#18041	CIMB
21/12/2023	22/01/2024	#18070	CUNIMB

Table 38 – Under review Queries: October – December 2023